REV	DATE	ECN NO.	MODIFICATION	APPROVER
A	2012/04/19		NEW	Jason_Lee
A1	2017/06/06	RD00317060601	CHANGE PCB LAYOUT SIZE	Jason_Lee

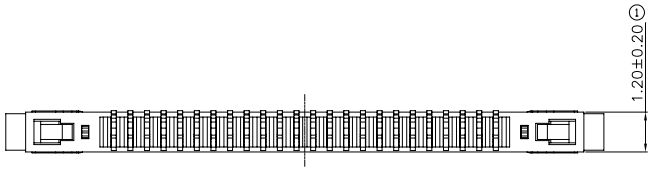

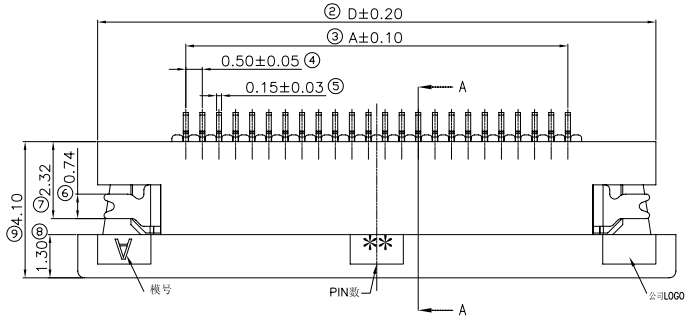

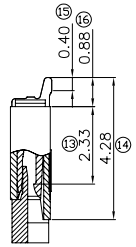

SECTION A-A

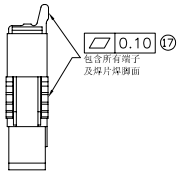

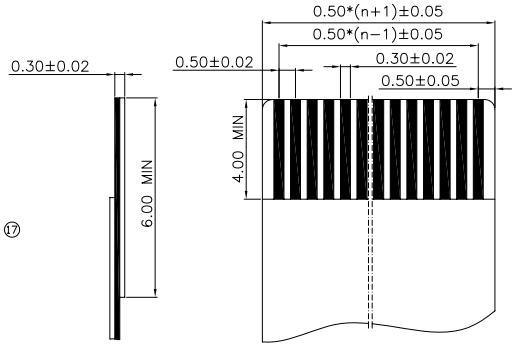

适用FFC&FPC线参考尺寸

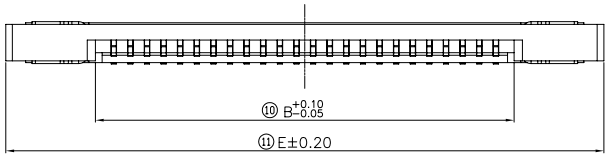

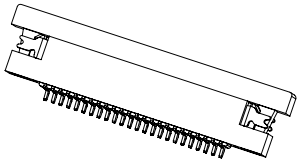

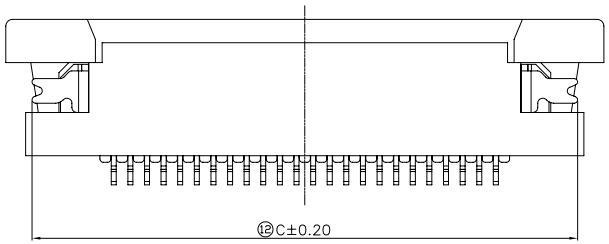

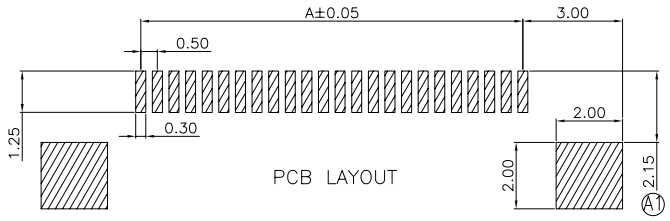

PCB LAYOUT

PIN NO.	DIMENSIONS				
	A	B	C	D	E
4	1.50	2.60	6.42	6.80	8.00
5	2.00	3.10	6.92	7.30	8.50
6	2.50	3.60	7.42	7.80	9.00
7	3.00	4.10	7.92	8.30	9.50
8	3.50	4.60	8.42	8.80	10.00
9	4.00	5.10	8.92	9.30	10.50
10	4.50	5.60	9.42	9.80	11.00
11	5.00	6.10	9.92	10.30	11.50
12	5.50	6.60	10.42	10.80	12.00
13	6.00	7.10	10.92	11.30	12.50
14	6.50	7.60	11.42	11.80	13.00
15	7.00	8.10	11.92	12.30	13.50
16	7.50	8.60	12.42	12.80	14.00
17	8.00	9.10	12.92	13.30	14.50
18	8.50	9.60	13.42	13.80	15.00
19	9.00	10.10	13.92	14.30	15.50
20	9.50	10.60	14.42	14.80	16.00
21	10.00	11.10	14.92	15.30	16.50
22	10.50	11.60	15.42	15.80	17.00
23	11.00	12.10	15.92	16.30	17.50
24	11.50	12.60	16.42	16.80	18.00
25	12.00	13.10	16.92	17.30	18.50
26	12.50	13.60	17.42	17.80	19.00
27	13.00	14.10	17.92	18.30	19.50
28	13.50	14.60	18.42	18.80	20.00
29	14.00	15.10	18.92	19.30	20.50
30	14.50	15.60	19.42	19.80	21.00
31	15.00	16.10	19.92	20.30	21.50
32	15.50	16.60	20.42	20.80	22.00
33	16.00	17.10	20.92	21.30	22.50
34	16.50	17.60	21.42	21.80	23.00
35	17.00	18.10	21.92	22.30	23.50
36	17.50	18.60	22.42	22.80	24.00
37	18.00	19.10	22.92	23.30	24.50
38	18.50	19.60	23.42	23.80	25.00
39	19.00	20.10	23.92	24.30	25.50
40	19.50	20.60	24.42	24.80	26.00
41	20.00	21.10	24.92	25.30	26.50
42	20.50	21.60	25.42	25.80	27.00
43	21.00	22.10	25.92	26.30	27.50
44	21.50	22.60	26.42	26.80	28.00
45	22.00	23.10	26.92	27.30	28.50
46	22.50	23.60	27.42	27.80	29.00
47	23.00	24.10	27.92	28.30	29.50
48	23.50	24.60	28.42	28.80	30.00
49	24.00	25.10	28.92	29.30	30.50
50	24.50	25.60	29.42	29.80	31.00
51	25.00	26.10	29.92	30.30	31.50
52	25.50	26.60	30.42	30.80	32.00
53	26.00	27.10	30.92	31.30	32.50
54	26.50	27.60	31.42	31.80	33.00
55	27.00	28.10	31.92	32.30	33.50
56	27.50	28.60	32.42	32.80	34.00
57	28.00	29.10	32.92	33.30	34.50
58	28.50	29.60	33.42	33.80	35.00
59	29.00	30.10	33.92	34.30	35.50
60	29.50	30.60	34.42	34.80	36.00

SPECIFICATION

1.Material:

Housing: Thermoplastic,UL94V-0,color:Natural.
Lock: Thermoplastic,UL94V-0,color:Black.
Contacts: Copper alloy
Tin/Gold plated over nickel plated (50 u" min)
Solder tab: Copper alloy
Tin/Gold plated over nickel plated (50 u" min)

2.Electrical Characteristics:

Voltage rating: 50V(max).
Current rating : 0.5A(max).
Operating Temperature: -40°C~+85°C.
Insulation resistance: 50M ohms min. at 500VDC
Dielectric withstanding voltage: 250 VAC/1minute.
Contact resistance: 30m ohms max.

GENERAL TOLERANCE			
SELECT	✓		
DN. \ TOL.	1	2	3
X.XXX	±0.10	±0.05	±0.15
X.XX	±0.15	±0.13	±0.25
X.X	±0.20	±0.25	±0.5
X.	±0.30	±0.38	±1.00
ANGLE	±2°		

UNITS mm
MAT'L
FINISH
Q'TY

NAME: 0.5mm FPC Connector
PART NO: FPC050**-13***
APPD:
CHKD:
DR: JACK

ATOM® 深圳市爱特姆科技有限公司 SHENZHEN ATOM TECHNOLOGY CO.,LTD.

TITLE: 0.5mm FPC(H=1.2mm) 卧式下接

DWG NO. ATOM-A01480

SCALE	SHEET	REV
1:1	1/1	A1